

Which Way Now?



Key Stage 4 Curriculum Booklet
2023 – 2025



Welcome...

Dear Students

As you are aware this is a very important time as you will shortly be making choices about the subjects that you wish to study next year. Picking the right combination of subjects is not easy. In some circumstances compromises have to be made although we try our best to give you the subjects you want to study.

This booklet is aimed at providing both you and your parents with information and advice to support you when making your choices for what you want to study at Key Stage 4. As part of the Personal Development program, you will already have been looking at possible career pathways that you may wish to pursue in the future and it is worth investigating these further to help you make the right choices now.

To aid you in your choices this booklet contains details of all the subjects on offer, some of which all students will study and some of which are optional. Parents evening, subject teachers, your Form Tutor and conversations at Mentoring Day will give you lots of opportunities to discuss your possible options so that you make the right choices. The aim of our Key Stage 4 curriculum is to provide you with the curriculum you need to enable you to be both successful and fully prepared for the next stage of your learning when you move on to the next stage of your education or to employment. Our Curriculum Choices web page will give you lots of information about each subject and links to possible future careers.



Matt Hutton
Deputy Headteacher

The Options Process:

1	Curriculum Evening 2nd February 2023 – The evening will start with a talk about the Key Stage 4 curriculum that will be on offer in Years 10 and 11. <i>Whilst many subjects remain compulsory at Key stage 4, there is the opportunity to choose subjects that you would like to study as well. The system for making those choices will also be explained and the Key Stage 4 Curriculum Booklet (which contains the choices form) will be distributed to parents during the evening.</i>
2	Year 9 Careers & Aspirations PD Day 10th February 2023 – This day has been carefully put together to allow students to deepen their understanding of option subjects and potential career pathways.
3	Curriculum Choices 2023 Web Page We are in the process of putting together a web page on the school website that will provide further information about the process and a summary video of each course to support the decision making process.
4	Mentoring Day 23rd February 2023 – A chance for parents, students and the tutor to discuss what sort of subjects best suit the student's interests and what they want to do in the future. <i>There will also be a Careers Fair with a wide range of local college and training providers present.</i>
5	Deadline Monday 6th March 2023 – Deadline for option choices to be completed.

The Key Stage 4 Curriculum

Core Curriculum

The Core Curriculum that all students study consists of English Language, English Literature, Mathematics and Science. All these are GCSE subjects. The Core also contains non-examined elements such as Aspiring Futures (encompassing citizenship, RE and equalities, enterprise, work related learning, drugs and Relationships and Sex Education) and Physical Education.

Options

Students will be able to make preferences choices for **4 subjects**.

One of the choices must be choosing between either History or Geography. (There is the option to do both subjects should you wish by using one of your further free choices).

One of the choices must be made from the **'Creativity'** option. These are highlighted in green below.



DESIGN:

Fine Art GCSE
Graphic Communication GCSE
Textiles GCSE

3D Design GCSE
Photography GCSE
Food Preparation and Nutrition GCSE

HUMANITIES:

History GCSE
Geography GCSE
Religious Studies GCSE

Classical Civilisation GCSE

HEALTH & FITNESS:

Sports Studies Technical Award

Physical Education GCSE

PERFORMING ARTS:

BTEC Tech Award - Music
BTEC Tech Award - Acting

BTEC Tech Award - Dance

DIGITAL COMMUNICATION:

BTEC Creative Media Production
Digital Information Technical Award

Computer Science GCSE

SOCIAL SCIENCES:

Psychology GCSE

Sociology GCSE

OTHER:

Spanish GCSE

Child Development Technical Award

GCSE & Technical Awards

Courses fit into two broad groups: GCSEs and Technical Awards. All of the courses lead to equivalent qualifications, but Technical Awards often have more internally assessed units and less external exams.



Contents

Page 04	Curriculum Pathways
Page 05	Further Advice: How to make your choices
Page 06	Further Advice: The English Baccalaureate and University
Page 07	English GCSE
Page 08	Mathematics GCSE
Page 09	Science GCSE
Page 10	Aspiring Futures Programme
Page 11	Core Physical Education
Page 12	Languages (French/German) GCSE
Page 13	Spanish GCSE
Page 14	History GCSE
Page 15	Geography GCSE
Page 16	Religious Studies GCSE
Page 17	Classical Civilisation GCSE
Page 18	Sociology GCSE
Page 19	Psychology GCSE
Page 20	Fine Art GCSE
Page 21	Graphic Communication GCSE
Page 22	Textiles GCSE
Page 23	3D Design GCSE
Page 24	Photography GCSE
Page 25	Food Preparation and Nutrition GCSE
Page 26	CNAT Sports Studies Technical Award
Page 27	CNAT Child Development Technical Award
Page 28	Physical Education GCSE
Page 29	BTEC Tech Award - Music
Page 30	BTEC Tech Award - Dance
Page 31	BTEC Tech Award - Acting
Page 32	BTEC Creative Media Production
Page 33	Digital Information Technical Award
Page 34	Computer Science GCSE

Curriculum Pathways

Students will study the Core (English Language, English Literature, Mathematics and Science), a Humanities subject and the majority of students will also study a Language as part of their core. Students embark on one of 3 different learning pathways which take account of their interests, attainment and career aspirations.

The Purple Pathway provision is our traditional academic pathway. Students study the Core subjects (including Double Award Science) a Language, a Creativity* subject and 2 further choices from the available options and they study these over Years 10 and 11.

The Green Pathway provision is similar to the Purple Pathway, but it has a STEM (Science, Technology, Engineering and Maths) focus. Students study the Core subjects (including separate GCSEs in Biology, Chemistry and Physics), a Language, a Creativity* subject and 1 further choice from the available options and they study these over Years 10 and 11.

The Silver Pathway provision is also similar to the Purple pathway in that students study the Core subjects (including double award Science), a Creativity* subject and 2 further choices from the available options and they study these over Years 10 and 11. The difference for the Silver pathway is that students do not continue to take a Language GCSE. In its place the students work toward a portfolio-based Level 1 course in Personal & Social Effectiveness. This course supports students to develop themselves and their own performance, to develop their abilities in working with others and problem solving.

**The creativity subjects are those within the Design and Performance areas such as: Acting, Dance, Music, PE, Art, Graphics, 3D Design, Photography, Textiles and Food Technology. (These are shaded green on page 2)*

Students will be guided on which Pathway we think they should be doing based upon both their ability in certain subjects and their aptitude and interest in studying particular subjects.

How Do I Make My Choices?

1

Fill in your online Options form - This will be shared by email following the Curriculum Evening on 2nd February.

2

We will then try and match everyone with their preferred choices but, unfortunately it is not always possible and that's why we have to have 3 preferences for the Creativity choice and 5 preferences for the free choice(s).






Further Advice:

How to make your choices?






Making choices about the subjects you study at Key Stage 4 is an exciting prospect. You can choose to continue with those subjects which interest you most – but take care! Your decisions will lead to a two-year commitment and lay the foundations for what you do after Year 11, so a lot of thought and discussion is needed. Consider what you are good at, what you enjoy and what subjects you may need in the future.

These DOs and DON'Ts may help you:

DOs

-  Do get as much advice as you can. If you don't know something, **ASK**. Talk to your parents, tutor, subject teachers, or Careers Service and especially to our Year 10/11 students.
-  Do find out as much as possible about the courses on offer: what will you learn and how? Consider whether you prefer coursework and independent learning.
-  Do try to choose those subjects you are good at or enjoy, since this will improve your chance of success.
-  Do decide yourself: it is you who will be studying your chosen subjects for the next two years. It is **your** future you are considering.
-  Do consider how much independent learning is required outside the classroom.

DON'Ts

-  Don't think you are expected to know at this stage what you want to do later in life; the curriculum is constructed to keep open as many doors as possible.
-  Don't choose a course because your friend is choosing it; you might find yourselves in different groups.
-  Don't choose a course because you like the teacher you have now; you may have a different teacher in Year 10/11.
-  Don't rush to complete your choices - think carefully and pick a subject for positive reasons after conducting research.
-  Don't worry if you can't fit everything in. Some subjects can be picked up again in the Sixth Form.
IF IN DOUBT, FIND OUT!

Attendance

Key Stage 4 work can be very demanding, and some subjects include coursework or controlled conditions assessments which count towards the final grade. To achieve their potential, students will have to be willing to work hard in each subject to ensure they achieve their best.

High attendance is also vital with the minimum target for each student being 96%. Attendance as low as 90% would dramatically affect a student's chance of successfully achieving their best grade in each subject.



Further Advice:

The English Baccalaureate and University

The Government introduced a new measure for school and student performance in 2010 so that as many students as possible received a GCSE qualification in English Language, Mathematics and Science. To fulfil this aim it means students must select a Humanities option from either History or Geography and for students to choose a Foreign Language.

Within our range of option choices the EBacc is available to most of our students. Furthermore, the rules we have in place for choosing options do benefit students in ensuring that there is a breadth of study in the choices they make.

By taking the subjects outlined in the English Baccalaureate, you will be giving yourself the best options and opportunities for further education, by ensuring you have the broad base of core academic subjects that universities and colleges prefer. That said, the requirements of universities are varied. If you are considering university it is important that you consider what courses you may have an interest in following at degree level and ensure that you are choosing options that facilitate this.

The Russell Group, which represents 24 leading Universities currently publish this guidance:

Requirements for specific subjects

The GCSE or other standard level entrance requirements for individual degree courses are quite varied. In some cases, a particular subject or grade is required at standard level if it isn't being offered at advanced level.

The summary below gives an idea of some of the GCSE requirements that you might come across for certain degree courses. Remember that these are only examples. It's important to check university websites for detailed requirements.

- + Applicants to study Medicine, Dentistry and Veterinary Science are usually required to have very good GCSE results in Maths, Science and English.
- + Applicants to study Teacher Training are required to have a minimum grade 4 in GCSE Maths, Science and English. Some universities may ask for a minimum grade 6.
- + For a degree in English, universities often look for applicants to have a GCSE in a modern or classical language.
- + For a Business degree, sometimes a grade 7, or more often at least a grade 6, in GCSE Maths is required.
- + A grade 6 in maths is often required for a degree in Psychology, and a grade 6 in science may sometimes be required.
- + To study a science subject at university (including Biology, Chemistry or Physics) applicants who are not offering Maths at advanced level will often need to have achieved a minimum of a grade 4/5 in Maths at GCSE.



More information can be found via: www.russellgroup.ac.uk/informed-choices/

English GCSE

Our students take GCSE English Language and GCSE Literature with AQA.

Both GCSEs are 100 percent exam (taken at the end of Year 11).

The AQA syllabus in English Language will develop the skills you need to:

- ▶ Read, understand and analyse a wide range of texts from different centuries, including the nineteenth and twentieth centuries, as well as contemporary texts;
- ▶ They will also need to be able to craft pieces of writing for a given audience and purpose: creative writing and non-fictional 'transactional' writing.

You will be given two Language exam papers to demonstrate these skills. The papers are not tiered but are designed to support the less confident students as well as to stretch the very confident.

English Literature will draw from the study of British texts from a range of periods.



In English Literature there will also be two exam papers. Paper one tests your knowledge of:

- ▶ A Shakespeare play: Macbeth
- ▶ A Nineteenth Century text: A Christmas Carol

Paper two tests your reading and understanding of:

- ▶ A modern text: Lord of the Flies
- ▶ Poetry: Power and Conflict cluster

All of these texts will be carefully chosen to engage and educate our students about the past and the present world they live in.

These are areas which our students have experienced at Key Stage Three so that they can build continuously on their knowledge and skills. It is vital that, in order to ensure success in the English GCSEs, students become independent learners and readers at home as well as confident writers in class.

You will also be given a separate grade for Spoken Language (formerly called Speaking and Listening).



More information can be obtained from Mrs Green

✉ cgreen@alns.co.uk

Mathematics GCSE

All students study Mathematics at Key Stage 4.

What will I learn?

The GCSE course will allow the students to:

- ▶ Develop fluent knowledge, skills and understanding of mathematical methods and concepts
- ▶ Acquire, select and apply mathematical techniques to solve problems
- ▶ Reason mathematically, make deductions and inferences and draw conclusions
- ▶ Comprehend, interpret and communicate mathematical information in a variety of forms appropriate to the information and context.

What is expected of me?

All students will be required to bring a full set of mathematical equipment, including a scientific calculator to each Mathematics lesson – these can be purchased from Reception (via the School Bank). Students will have Independent Learning set each week from a range of areas including online textbooks, Hegarty Maths or a teacher designed worksheet which should last approximately 1 hour in duration.

What qualifications can be gained?

There are two tiers of entry available:

- ▶ Foundation (Grades 5 to 1)
- ▶ Higher (Grades 9 to 4)
- ▶ Statistics Higher (Grades 9 to 4), Foundation (Grades 5 to 1)

GCSE Mathematics follows the OCR course for both Higher and Foundation tiers.

GCSE Statistics follows the AQA course. The students in Set 1 will complete the Higher tier, the rest of the cohort will complete the Foundation tier.

Formal written test results, teacher assessment and school assessment data will be used to place students in the appropriate group for their level of attainment although this is reviewed regularly throughout Key Stage 4.

How is this course assessed?

- ▶ The course is assessed by three examinations in Year 11
- ▶ Calculators are allowed for 2 of the papers
- ▶ All students will take 3 × 1 hour 30 minute exams
- ▶ Calculators are allowed for Papers 1 & 3 (Foundation) and Papers 4 & 6 (Higher)
- ▶ The exams will take place on different days.



Science GCSE

All students receive a minimum of 2 Science GCSEs.

The content of these GCSEs will be taught as separate subjects; Biology, Chemistry and Physics along two pathways.



The aims of the Science GCSE course is to:

- ▶ Develop an understanding of scientific methodology (e.g. investigating, writing conclusions, data analysis)
- ▶ Broaden the students understanding of the world around them
- ▶ Develop an understanding of the technological and environmental applications of science.

How will I learn?

Double Award Science will be taught as three separate subjects; Biology, Chemistry and Physics. **The most engaged students will**

be given the option of studying Separate Sciences, which delivers greater depth and is a stepping stone to Science A-Levels and STEM careers.

Students will learn a wide range of content from these subjects through investigating and problem solving. The Science curriculum requires motivation and independence from students in order for them to have a deep understanding of the content.

How will I be assessed?

Combined Science

At the end of Year 11 students will sit 6 exams, each one **1 hour 15 minutes long**. Students will sit 2 Biology exams, 2 Chemistry exams, and 2 Physics exams. The results of these exams will be combined to give the student an average grade which will count for 2 full GCSEs.

Separate Sciences

At the end of Year 11 students will sit 6 exams, each one **1 hour 45 minutes long**. Students will sit 2 Biology exams, 2 Chemistry exams, and 2 Physics exams. The results of these exams will be 3 distinct GCSEs for each of the Sciences.

All students within their learning, will take part in required practicals. These practicals will be logged in their books. Within their exams, students could be asked to recall information about these required practicals.



More information can be obtained from Mrs Walker:

✉ jwalker@alns.co.uk

Aspiring Futures

Non-examinable

Young people need support in developing their awareness of the pathways open to them when they leave ALNS. We want all of our students to aspire to be the best they can be and be successful in the career path that they choose. In addition, schools are required to contribute to the Personal and Economic Wellbeing of their students and some of this provision is best met by teaching within this programme. At ALNS, efforts are made to ensure that it is relevant and accessible for all and prepares them fully for life after school. The Aspiring Futures programme covers all statutory PSHE, Citizenship, Relationships and Sex Education and Careers & Guidance requirements.

We aim to enable students:

- ▶ To set personalised goals and targets so they achieve to the best of their ability
- ▶ To make informed decisions about the pathway they wish to choose after ALNS
- ▶ To recognise their personal qualities
- ▶ To manage their health, finances and well-being
- ▶ To reflect on their own and other people's feelings and friendships
- ▶ To discuss issues that are important to them now and in the future
- ▶ To actively take part in our democratic process
- ▶ To have a better understanding of the world they live in

Key Topics Covered

- ▶ Relationships and Sex Education
- ▶ Careers
- ▶ Wellbeing
- ▶ Diversity
- ▶ Living in the Wider World

The Delivery of our Aspiring Futures

Outside speakers, ex-students and experts are used wherever possible. 'Hot Topics' are introduced when they fill the news, and we want to give the students a platform to share and express feelings with their peers. We hope that during discussions, such as these, students will realise that our values and beliefs are central to how we view the world and how we behave. Teachers will be encouraging them to keep as open a mind as possible when listening to others. If we can encourage our students to see things from someone else's point of view, we may be able to break down barriers and build an understanding. The Aspiring Futures & Personal Development programme is delivered through Aspiring Futures lessons in tutor groups.

This course also complements topics covered during the Personal Development Days.



More information can be obtained from Ms Suffolk
✉ isuffolk@alns.co.uk and Ms Easson season@alns.co.uk

Core Physical Education

Non-examinable

What will I learn?

Students will have the opportunity to participate in frequent physical activity that can aid the development of a healthy lifestyle.

What activities will they do in lesson?

They will be able to participate in a wide range of activities including:

- ▶ Trampolining
- ▶ Cricket
- ▶ Athletics
- ▶ Table Tennis
- ▶ Softball
- ▶ Football
- ▶ Health Related Exercise
- ▶ Netball
- ▶ Badminton
- ▶ Circuit Training
- ▶ Handball
- ▶ Rounders
- ▶ Basketball
- ▶ Rugby
- ▶ Hockey

All lessons will be practical and students will take part in a range of these activities on a rotation. Students must have the correct PE kit for all lessons.

The correct Key Stage 3 and 4 PE kit comprises of the House coloured t-shirt, black or navy tracksuit bottoms or leggings, black shorts and black football socks/white ankle socks. For colder weather, the ALNS PE jumper is also available.

How will I know how well I am doing and how to improve?

Assessment will be in line with the normal school reporting procedure.

Any course deadlines involved?

There is no coursework as such, just a continued commitment to participating and doing their best.

How will my grade be worked out?

They will be assessed on their attitude towards their learning for each activity.

Pathways to Further Education, Careers:

Employers and Further Education establishments always look for a well-rounded student and they will want to see a healthy individual with an energetic lifestyle.

Students who choose sport as their examination option will either do GCSE PE or CNAT Sports Studies. As a department we will choose the course we believe they will be best suited to.



More information can be obtained from
Miss Cooper ✉ scooper@alns.co.uk



Languages (French/German) GCSE

The majority of students will continue with the language (French or German) that they are currently studying through to the end of Year 11.

Having a foreign language qualification opens lots of career and travel opportunities for students.

Being able to communicate with people from other cultures and countries in their own language is an important skill to have in today's international workplace.

What stays the same for students?

Students will have **three** lessons a fortnight in which they continue to develop their skills in:

- ▶ Listening
- ▶ Reading
- ▶ Speaking
- ▶ Writing



A bilingual dictionary is useful for these courses.

Study Support materials are also available on the ALNS website.

STOP PRESS!

Language skills are increasingly in demand in today's mobile workplace. German is the most sought-after language by UK employers and French comes in at a close second.

How can you make yourself stand out in an increasingly demanding world of work? Ensure you have a French or German GCSE on your CV!

What's different for students?

Students will have the chance to develop further many of the topics already started, such as school, free time, food and holidays. They will also encounter many new ones like the world of work, advertising, tourism, travel to Europe, new technology and the wider world.

It is also hoped that students will develop an increasingly independent approach to their language learning with more:

- ▶ Listening in groups
- ▶ Research using different resources including the internet
- ▶ Understanding of how language works
- ▶ Knowledge about French/German speaking countries and people

What's involved in doing a Foreign Language qualification?

- ▶ Students will have the opportunity to take a GCSE in their language
- ▶ Students will take exams in all four skills at the end of the GCSE course in Year 11



More information can be obtained from Mme/Frau Britti

✉ rbritti@alns.co.uk

Spanish GCSE

We are able to offer the exciting opportunity of learning Spanish in KS4 to students who think they would like to further their language skills. With over 500 million Spanish speakers in the world, this is a wonderful chance for students to learn a GCSE in a popular and useful subject. It's a phonetic language, meaning the way it is written is the way it's pronounced. As with learning any language at GCSE, it is rewarding but also challenging and students who choose this option will need to be committed and prepared to dedicate their time to learn the vocabulary and grammar thoroughly.

A Spanish GCSE would be best suited to those continuing to study French or German at GCSE.

Having a foreign language qualification opens lots of career and travel opportunities for students. Being able to communicate with people from other cultures and countries in their own language is an important skill to have in today's international workplace.

What will the course be like?

Students will have **three** lessons a fortnight in which they continue to develop their skills in:

- ▶ Listening
- ▶ Reading
- ▶ Speaking
- ▶ Writing

A bilingual dictionary is useful for these courses.

Study Support materials are also available on the ALNS website.

What will I learn?


Students will have the chance to learn the basics, such as school, free time, food and holidays. They will also encounter more in-depth topics like the world of work, advertising, tourism, travel to Europe, new technology, social media and the wider world.

It is also hoped that students will develop an increasingly independent approach to their language learning with more:

- ▶ Listening in groups
- ▶ Research using different resources including the internet
- ▶ Understanding of how language works

What's involved in doing a Foreign Language qualification?

- ▶ Students will have the opportunity to take a GCSE in their language
- ▶ Students will take exams in all four skills at the end of the GCSE course in Year 11



STOP PRESS!

Language skills are increasingly in demand in today's mobile workplace. Being able to converse in Spanish will set you apart from other candidates and make you CV more attractive to colleges, universities and potential employers!

History GCSE

What will I study?

Changes in Health and Medicine 500 AD - Present Day

This topic focuses on causes, preventions, treatments, medical knowledge, patient care and public health from medieval time right up to the present day. Some of the topics covered include developments in surgery, the work of Florence Nightingale and the start of the NHS. It will contribute towards 25% of the GCSE. There will be a 1 hour 15 minute exam.

Nazi Germany 1919- 1939

This topic focuses on the impact of World War One on Germany and how it recovered. It examines the rise of Hitler and how he became Fuhrer. You will learn about how Hitler kept control of different social groups and the methods he used to remove opposition. You will also examine how World War Two started. It will contribute towards 25% of the GCSE. There will be a 1 hour exam.



The Development of the USA 1929-2000

Students will develop an understanding of the events that occurred during the twentieth century in the USA, focusing on political, social, economic and cultural perspectives. You will compare the presidencies of key people like Roosevelt, Kennedy, Nixon, Reagan and George Bush. Students will examine the changing lives of black Americans from segregation to equality. It will contribute towards 25% of the GCSE. There will be a 45 minute exam.

The Elizabethan Age 1558-1603


This topic examines the reign of Elizabeth I. Students will examine the features of Elizabethan England including, religion, fashion, entertainment and lifestyles of the rich and poor. You will examine the events of the Spanish Armada and its impact on England's relationship with foreign countries. You will also develop an understanding of the legislation introduced during this period and its impact on the country. It will contribute towards 25% of the GCSE. There will be a 1 hour exam.

How is the course taught?


Lessons which help students to:

- ▶ Know about important events, people and changes throughout history
- ▶ Deepen understanding of the twentieth century by using different thinking skills
- ▶ Develop exam strategies so that you can achieve your best in examinations
- ▶ Develop historical skills particularly for working with sources and interpretations
- ▶ Develop use of ICT to help understand key events
- ▶ There is an opportunity for your child to take part in a European trip to enhance their understanding.

Why study GCSE History?



- ▶ To better understand our place in human history
- ▶ To make use of the information you receive every day
- ▶ To enable students to communicate clearly with other people
- ▶ To develop thinking and key skills
- ▶ To make wise decisions today and better plan the future
- ▶ To understand and appreciate the great variety of people we meet in life
- ▶ To understand the importance and impact of world history
- ▶ To understand the world we live in



How the History Department helps students

You will be offered support and help after school by teachers and are able to come along to sessions to improve GCSE exam technique. Independent Learning will focus on knowledge recall and the practise of exam style questions.



The @alshistory Instagram account promotes and encourages GCSE students to improve their knowledge.



More information can be obtained from Ms Barnes

✉ hbarnes@alns.co.uk

Geography GCSE

Why study GCSE Geography?

The aim of the course is to give students a better understanding of the world they live in. You will be able to explore the natural and human environment and the challenges they face. You will also develop a range of transferable skills such as independent enquiry, creative thinking and teamwork. This is the subject if you have an interest in the environment, natural hazards, climate change and different places around the world.

Students will follow the AQA GCSE Geography specification. This course comprises of 3 units:

- ▶ Unit 1: Living with the Physical Environment (35%)
- ▶ Unit 2: Challenges in the Human Environment (35%)
- ▶ Unit 3: Geographical Applications (30%).

How will I be taught?

Students will be taught in a variety of different ways including teamwork, independent enquiry and fieldwork investigations. You will also use a range of resources such as IT, Geographical Information Systems, atlases, news articles and multimedia resources.

How will I be assessed?

- ▶ Unit 1: Living with the Physical Environment (35%)

This is a **1 hour 30 minute exam** based on natural hazards, the living world and physical landscapes across the UK.

- ▶ Unit 2: Challenges in the Human Environment (35%)

This is a **1 hour 30 minute exam** looking at urban issues and challenges in Rio de Janeiro and Portsmouth. Students will also study the changing economic world with a focus on Nigeria and the UK and will look at the challenge of resource management with a focus on water.

- ▶ Unit 3: Geographical Applications (30%)

This is a **1 hour 15 minute exam**. The first section will be focused on a geographical issue studied from Unit 1 or 2 and will involve making a decision for the future. Students will receive a resource booklet 12 weeks prior to this exam to help you prepare for the decision-making element with their teacher.

The second section focuses on fieldwork completed by students and will question their techniques and findings.



What fieldwork takes place?

Students will be required to complete two fieldwork trips – one human and one physical. They will then be asked questions linked to this in the Unit 3 exam. Both field trips will be within the city.

What do I need to succeed?

Students wishing to take GCSE Geography need to be hardworking, motivated and organised. They will need an enquiring mind, an enthusiasm to learn and a willingness to succeed. Skills make up 20% of the Geography GCSE so students will need adequate Numeracy skills as well as the ability to complete extended writing tasks.



More information can be obtained from Mr Moat

✉ jmoat@alns.co.uk

Religious Studies GCSE

A course which will equip students to work with people and understand others.

Why choose Religious Studies?

It enables the student to explore questions on the mysteries and meaning of life. It helps them develop their own views and beliefs and justify them with reasons. It also encourages them to put themselves in the shoes of other people and appreciate their views.

Religious Studies is useful if you want a career working with people; such as Social Work, Nursing, Shop work, Business, Armed Forces, Police or anywhere you will come into contact with other people. It is a qualification for life! All employers recognise Religious Studies as a valuable qualification.

The GCSE Religious Studies BELIEFS IN ACTION follows two units of work out of the following two choices:

1. Religion and Ethics; with Christianity

- ▶ Belief in God - Christian beliefs
- ▶ Marriage and the family
- ▶ Living the religious life - Christian lifestyle and rituals
- ▶ Matters of life and death

2. Religion, peace and conflict; with Islam

- ▶ Belief in God - Muslim beliefs
- ▶ Crime and punishment
- ▶ Living the religious life - Muslim lifestyle and rituals
- ▶ Peace and conflict

They will study two different religions (Christianity and Islam) - the two biggest religions in the world.

How will I learn?

Discussion of ideas and opinions will be important, as will listening to and finding out about people of faith. Students will visit significant religious sites and follow religious and moral issues in the media.

How will I be assessed?

There are **two 1 hour and 45 minute written exams** each weighted 50%.

Exam board is Edexcel.

Students will keep their notes in a book and submit answers to questions testing their knowledge, analysis and evaluation of the issues studied for marking and feedback.



More information can be obtained from Mrs Lucas

✉ dlucas@alns.co.uk

Classical Civilisation GCSE

To take Classical Civilisations as an option, students will need to be on target to achieve at least a Grade 6 in English Language and Literature.

What is Classical Civilisation GCSE?

Classical Civilisation is the study of Literature, Culture and the society of classical Greece and Rome. It is the study of political and social structures, art and visual culture, thought, religion and social life.

The aim is to understand the legacy of the classical world, whilst developing knowledge and skills in preparation for further educational opportunities.

Students will follow the OCR GCSE in Classical Civilisation specification. This is comprised of 2 units:

- ▶ **Unit One - Thematic study - Myth and Religion (50%)**
- ▶ **Unit Two - Literature and Culture - Roman City Life (50%)**

Unit One:

The study will focus on Greek and Roman gods, the role of heroes within Literature, Religion, Myths, Death and the journey to the Underworld.

This is a **1 hour 30 minute exam** and will incorporate the understanding of ancient texts and sources alongside knowledge.


Unit Two:

The study will focus on aspects of Roman City Life including Housing, Family, Society and Leisure and Entertainment alongside an in-depth study on the role of Roman City Life within Classical Literature.

This is a **1 hour 30 minute exam** and will incorporate the understanding of ancient texts and sources alongside knowledge.

What do I need to do to succeed?

- ▶ To acquire knowledge and understanding of the Classical World
- ▶ Gain a broad knowledge and understanding of a range of Literature and cultural materials from the classical world
- ▶ Use their knowledge and evaluative skills in order to gain insight into the classical world
- ▶ Demonstrate an informed response to materials studied, selecting a range of appropriate evidence to support an argument
- ▶ Develop awareness of how classical sources reflect issues relevant to the classical world such as belief and myths.



More information can be obtained from
Ms Easson ✉ seasson@alns.co.uk

Sociology GCSE

What will I study?

Students will study 2 topics and sit 2 exams at the end of Year 11, one for each topic.

Understanding Social Processes

This topic focuses how human beings acquire their identity by looking at such things as the roles of family, values, status and cultural diversity. It also examines the role of the media, education and peer pressure in creating our identities. It also looks at what family is, the nuclear and extended family, single sex families and other family forms including China's one-child policy, polygamy and arranged marriages. It continues by researching changes in social norms and economic factors including the boomerang generation.

Understanding Social Structures

In this topic students will get the opportunity to look at equality and inequality by focusing on crime, wealth, health, family, work, and media. Other factors will cover sexism, ageism and homophobia. Poverty as a social issue is also examined, as is crime and deviance.

Research plays a big part in both studies incorporating pilot studies, sampling techniques and analysis of data.

How is the course taught?

- ▶ By looking at different aspects of society in detail with teacher led learning alongside independent study
- ▶ By introducing the student to research methods and encouraging them to examine information and further evidence gathering
- ▶ By discussion and debate and challenging what we learn
- ▶ By developing literacy and numeracy skills
- ▶ By developing ICT skills

How the Sociology department helps students

Students are offered personal tuition and help after school by teachers and are able to come along to revision sessions to improve GCSE exam technique. Weekly exam questions are also set as Independent Learning to further improve exam skills.

A revision guide will also be provided by the Sociology department at a small cost.



Why study Sociology GCSE?

- ▶ To develop a wide range of knowledge and understanding about the society in which we live.
- ▶ To understand how societies are made.
- ▶ To see the importance of social institutions such as class, sex, age and race
- ▶ To understand how our attitudes affect our actions, influences and opportunities
- ▶ To make wise decisions today and better plan the future
- ▶ To understand and appreciate the great variety of people we meet in life
- ▶ To learn how research is carried out
- ▶ To establish vital skills such as literacy skills and research skills to enhance employment opportunities.



More information can be obtained from Mr Lapham

✉ jlapham@alns.co.uk

Psychology GCSE

? What is Psychology?

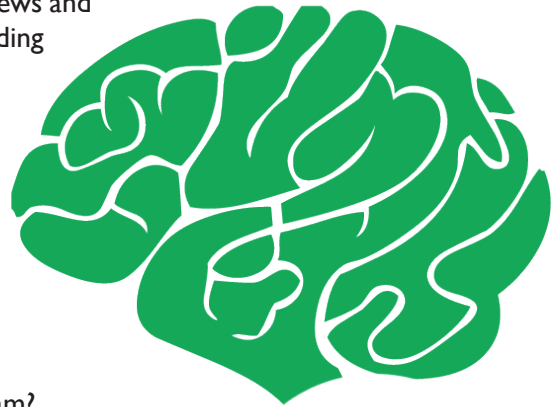
Psychology is the 'the scientific study of the mind and behaviour of humans and animals'



To take Psychology as an option, students will need to be on target to achieve at least a Grade 6 in English.

Students will be learning about what makes people behave the way they do and how people function physically and mentally. They will be exploring different views and explanations which have been put forward for a variety of areas including (amongst others):

- ▶ **Topic 1: Development** - How did you develop?
- ▶ **Topic 2: Memory** - How does your memory work?
- ▶ **Topic 3: Psychological Problems** - How would psychological problems affect you?
- ▶ **Topic 4: The Brain and Neuropsychology** - How does your brain affect you?
- ▶ **Topic 5: Social Influence** - How do others affect you?
- ▶ **Topic 6: Criminal Psychology** - Why Do People become criminals?
- ▶ **Topic 7: Sleep and Dreaming** - Why do you need to sleep and dream?
- ▶ **Topic 8: Research Methods** - How do you carry out psychological research?



How will I learn?

Over the three years, students will develop their thinking to understand many common psychological concepts. We will be exploring the various theories and explanations in class where students will be required to apply their skills to the recent and on-going psychological issues in our lives today. Classes will be a combination of students learning the theory elements of the syllabus; evaluating studies and developing research skills.

What about exams?

There are **two** exams at the end of the two-year course.

- ▶ Paper 1 is worth **58%** of the qualification and covers Topics 1-5. This paper is **1 hour 45 minutes in length**.
- ▶ Paper 2 is worth **42%** of the qualification and covers Topics 6-8. This paper is **1 hour 15 minutes in length**.

What is required of me?

Students will be encouraged to read at home. Independent Learning at home will form an important part of the course, allowing them to develop and expand on the theories they will have learned in class.

What additional skills will I learn?

It is hoped that students will take an increasingly independent approach to their study. They will be encouraged to:

- ▶ Take a questioning approach to psychological research
- ▶ Evaluate research, recognising the strengths and weakness of it
- ▶ Develop their communication skills by participating in class discussions, appreciating the ideas of others
- ▶ Conduct their own independent research; applying their newly acquired research skills to some real psychology.



More information can be obtained from Mr Lapham

✉ jlapham@alns.co.uk

Fine Art GCSE

Fine Art at GCSE allows students to work with many different materials and develop individual and personal ideas based on an artist and/or theme.

How is the course taught?

Over the course students will develop their observational drawing and painting skills and will also be able to create prints, make sculptures and work with photographic images. They will be expected to work in a sketchbook to explore and develop their ideas and produce original outcomes in a material of their choice.



What will I learn?

Students choosing GCSE Fine Art need to be interested in both making art and learning about the work of other artists. They will need to look at other artists' work for ideas and inspiration and to understand some technical aspects of making art. They need to show in their coursework that they have been inspired, in some way, by the work of another artist. Students will get the opportunity to visit an art gallery to see the work of other artists first hand.

What other activities will I do?

Fine Art GCSE work needs to be experimental, some students find this difficult, but mistakes and accidents are all part of making interesting art. Students will be expected to develop ideas through sketches and notes in a sketchbook and will learn how to use new materials and processes as well as using ones they have learnt throughout KS3.

What is required of me?

Students need to be motivated to work in their sketchbooks at home for at least an hour a week. Independent Learning is an important way of developing ideas for class work and a way of ensuring that a large enough quantity of work is completed. Attendance is vital for students to be able to complete the controlled assessment in lesson time over 2 years.

The Course

Your GCSE coursework (Unit 1 Portfolio) is worth 60% of the total marks and this assessment starts as soon as you begin the course in September. You will have a final exam (Unit 2 Externally Set Assignment), which is worth 40% of the full GCSE. After working for approx. eight weeks, building project ideas around a set theme, you will spend two days working on your final outcome.

Units 1 and 2 are assessed separately out of 96 marks. You will be assessed using Assessment Objectives called:

- ▶ **AO1 Develop**, which is about researching designers and styles of design
- ▶ **AO2 Refine**, which is about experimenting to find out more through practical and annotation
- ▶ **AO3 Record**, which is about showing ideas and personal visual work including drawing
- ▶ **AO4 Present**, which is about the completion of your final idea based on your research



Requirements for the Course

It will be very useful to have some basic art equipment at home so work can be completed to the highest standard. This will include: Black fine liner pens; Drawing pencils in a range of grades—2B, 4B, 6B; Glue stick; Scissors; Double sided tape; White gel pen. A Fine Art pack with equipment will be available to purchase in September.



More information can be obtained from
Mrs Clooney ✉ lclooney@alns.co.uk

Graphic Communication GCSE

GCSE Graphic Communication focuses on creating art that can be used for a commercial purpose.

Graphic Communication is an ideal subject for you if you enjoy developing your practical and digital skills, if you enjoy presenting your work in interesting and creative ways, and if you enjoy taking risks and experimenting with a wide range of materials.

Graphic Communication is a little like Art except that it gives you the opportunity to develop work that shows meaning through your use of text, font and design style alongside your own imagery. You will already have some experience of using art materials and processes together with some knowledge of contemporary and historical art and design through your art lessons in Years 7, 8 and 9.

The Course

Your GCSE coursework (Unit 1 Portfolio) is worth **60%** of the total marks and this assessment starts as soon as you begin the course in September. You will have a final exam (Unit 2 Externally Set Assignment), which is worth **40%** of the full GCSE. After working for approx. 8 weeks, building a product idea based on a set question, you will spend two days in an art room working on a final outcome.

Units 1 and 2 are assessed separately out of 96 marks. You will be assessed using Assessment Objectives called:

- ▶ **AO1 Develop**, which is about researching designers and styles of design
- ▶ **AO2 Refine**, which is about experimenting to find out more through practical work and annotation
- ▶ **AO3 Record**, which is about showing ideas and personal visual work including drawing
- ▶ **AO4 Present**, which is about the completion of your final idea based on your research

Projects - Linked to AQA Specification

This covers a range of activities and in-depth assignments.

Everything you make is created to have a purpose and must have a link between clients, briefs and the public. You will have the opportunity to experiment with different media in order to explore your strengths and preferences. You are encouraged to think differently about your ideas and show that first ideas are not always the best. Students are currently involved in moving their ideas forward through photography work, printmaking, website design, film making and animation, studying corporate branding, planning for book and magazine illustration, developing layout work and investigating letter design through typography. Students would be expected to draw in a variety of ways that suit the purpose of the projects.

Independent Learning

You will be asked to work on tasks outside the classroom and bring these pieces to your lessons each week. Those students who work hardest, gain the highest marks.



Requirements for the Course

It will be useful to have some basic equipment at home so work can be completed to the highest standard in addition to some sketching and drawing skills.

An art and design pack with a range of equipment will be available for purchase in September.



More information can be obtained from

Mrs Clooney ✉ lclooney@alns.co.uk

Textiles GCSE

The Course

The course focuses on both practical Textile skills and the study of Textiles in their various forms, including the work of other artists, designers and multicultural Textiles.

You will have the opportunity to work using a variety of techniques unique to textiles such as surface pattern design, hand and machine sewing and applique to create products.

Controlled Assessment/Independent Learning

The controlled assessment will consist of research and analysis of various artists and designers, development of drawing and recording skills, design and development work. The development of practical skills and the production of a range of outcomes.

The controlled assessment will have guided starting points, but independent work and research is encouraged for students to develop skills, a personal style and achieve high results.

Students will be expected to draw in a variety of ways that suit the projects.

Attendance is vital as the controlled assessment takes place during lessons through the two years.

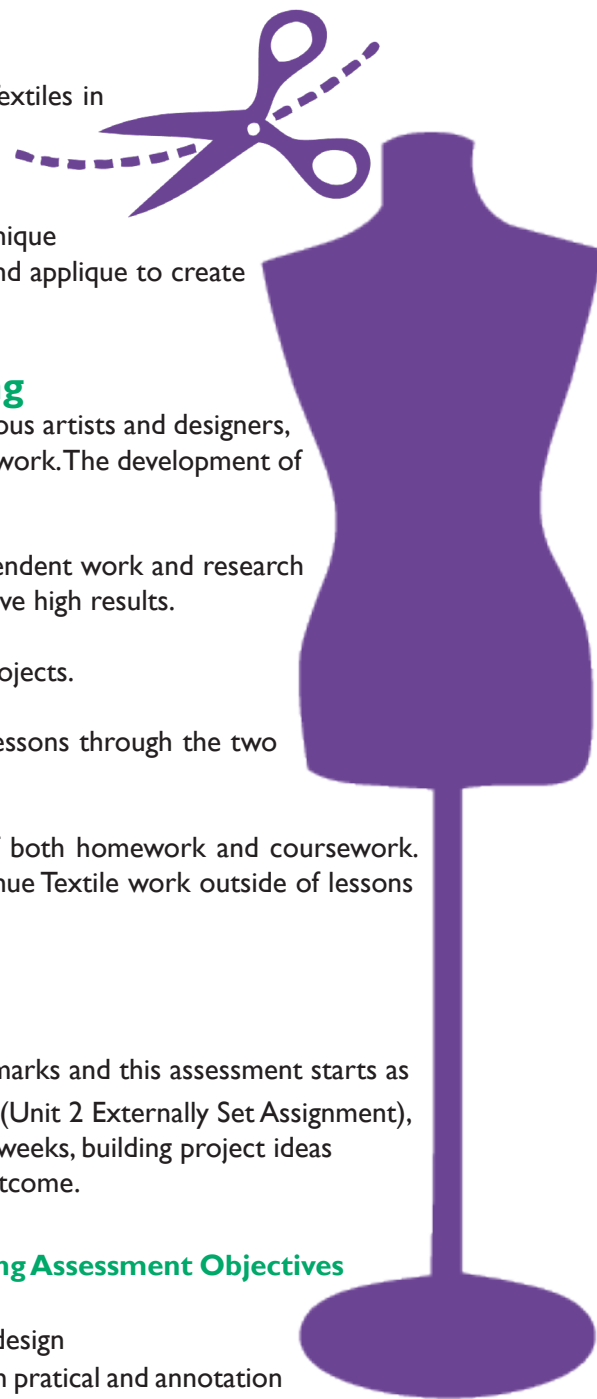
Investigation, analysis and experimentation will form a major part of both homework and coursework. Students taking this option will also be expected to develop or continue Textile work outside of lessons and this will take approximately 1 hour per week.

Examination

Your GCSE coursework (Unit 1 Portfolio) is worth **60%** of the total marks and this assessment starts as soon as you begin the course in September. You will have a final exam (Unit 2 Externally Set Assignment), which is worth **40%** of the full GCSE. After working for approx. eight weeks, building project ideas around a set theme, you will spend two days working on your final outcome.

Units 1 and 2 are assessed separately. You will be assessed using Assessment Objectives called:

- ▶ **AO1 Develop**, which is about researching designers and styles of design
- ▶ **AO2 Refine**, which is about experimenting to find out more through practical and annotation
- ▶ **AO3 Record**, which is about showing ideas and personal visual work including drawing
- ▶ **AO4 Present**, which is about the completion of your final idea based on your research



Requirements for the Course

It will be very useful to have some basic art/textile equipment at home so work can be completed to the highest standard.

This will include:

- ▶ Black fine liner pens
- ▶ Drawing pencils in a range of grades—2B, 4B, 6B
- ▶ Basic sewing kit—scissors, variety of needles etc.
- ▶ Glue stick
- ▶ Scissors
- ▶ Double sided tape.

A textile pack with equipment relating to the course will be available to purchase in September.



More information can be obtained from
Mrs Clooney ✉ lclooney@alns.co.uk

3D Design GCSE

3D Design at GCSE allows students to work with many different materials and develop individual and personal ideas based on designers and various themes.

How will I learn?

Over the course students will build a portfolio of work in sketchbooks exploring the possibilities of 3D Design. Work will be produced in a variety of materials such as wire, modroc, card, plastics and wood. Work will consist of artist and designer research and drawing to help develop and plan your responses to a theme.

What will I learn?

Students choosing GCSE 3D Design need to be interested in both making products in various materials such as wood and plastic and learning about the work of other designers. They will need to look at designers work for inspiration to help them understand technical aspects of making products. They need to show in their controlled assessment how they have been inspired by the work of others.

What other activities will I do?

Some of the GCSE work needs to be experimental, some students find this difficult but mistakes and research are all part of making interesting products. Students will be expected to develop ideas through sketches and notes in a sketchbook and will learn how to use new materials and processes as well as building on what they have learnt during KS3. Students will also have the opportunity to explore the design process such as 2D Design for the laser cutter.

What is required of me?

Students need to be motivated to work in their sketchbooks at home for at least an hour a week. Independent Learning is an important way of developing ideas for class work and a way of ensuring that a large enough quantity of work is completed. Attendance is vital for students to be able to complete the controlled assessment in lesson time over 2 years. Students' attendance must be excellent as the Controlled Assessment and externally set assignment take place over two years during lesson time.

Examination

Your GCSE coursework (Unit 1 Portfolio) is worth **60%** of the total marks and this assessment starts as soon as you begin the course in September. You will have a final exam (Unit 2 Externally Set Assignment), which is worth **40%** of the full GCSE. After working for approx. eight weeks, building project ideas around a set theme, you will spend two days working on your final outcome. 3D Design has a 10 hour exam.

Units 1 and 2 are assessed separately out of 96 marks. You will be assessed using Assessment Objectives called:

- ▶ **AO1 Develop**, which is about researching designers and styles of design
- ▶ **AO2 Refine**, which is about experimenting to find out more through practical and annotation
- ▶ **AO3 Record**, which is about showing ideas and personal visual work including drawing
- ▶ **AO4 Present**, which is about the completion of your final idea based on your research



Requirements for the Course

It will be very useful to have some basic equipment at home so work can be completed to the highest standard. This will include: Black fine liner pens; Drawing pencils in a range of grades—2B, 4B, 6B; Glue stick; Scissors; Double sided tape. A design pack with equipment relating to the course will be available to purchase in September.



More information can be obtained from
Mrs Clooney ✉ lclooney@alns.co.uk

Photography GCSE

In Photography GCSE you will use a DSLR camera. It is beneficial for students to have their own DSLR camera, SD card and card reader.

How I will learn?

Over the course students will build a portfolio of work on Chromebooks using Google Slides, they will work with computer programs like Photopea. This is an Art based course so students will be expected to draw in a variety of ways for planning and development of ideas.

What will I learn?

Students choosing Photography need to be interested in Photography and willing to take professional looking photographs in and out of school. They will learn about composition, lighting and image manipulation on Photopea. Students will learn the difference between taking snapshots and being able to take a professional photograph. They will also need to analyse photographs from famous Photographers and be able to use their work to inspire their own.

What other activities will I do?

Some GCSE work needs to be experimental and students will learn through trial and error using different functions on the DSLR camera. This alongside research is part of developing creative ideas and outcomes based on a range of themes such as portraiture, still life and landscapes.

What is required of me?

Students need to be motivated to complete at least 1 hour of independent learning a week to be able to produce the quantity of work over the two-year course. As everything that is completed in lesson is controlled assessment or externally set assignments; students' attendance must be excellent.

Examinations

Your GCSE controlled assessment (unit 1 Portfolio) is worth 60% of the total marks and this assessment starts as soon as you begin the course in September. The final exam (unit 2 Externally set assignment) is worth 40% of the full GCSE. After completing preparatory work in class based on a set question, you will spend two days (10 hours) working on your final outcome.

Units 1 and 2 are assessed separately out of 96 marks and both are marked on the same assessment objects titled:

- ▶ AO1 Develop, which is about researching Photographers and styles
- ▶ AO2 Refine, which is about experimenting to find out more and develop practical ideas
- ▶ AO3, Record, which is about showing your ideas visually and your drawings
- ▶ AO4, Present, which is about producing a final outcome based on your research



Requirements for the Course

It benefits students to have their own camera- this allows them to work in and out of school and stops them having to share cameras. Help with this is available if students are in receipt of the Pupil Premium grant and for families that are currently facing hardship. A selection of basic art materials such as white and black fineliners, double sided tape, watercolour paints or pencils. An SD card and card reader would be useful to be able to download photos quickly at school.



More information can be obtained from
Mrs Clooney ✉ lclooney@alns.co.uk

Food Preparation and Nutrition GCSE

This GCSE will develop the high level of knowledge, understanding and skills required to cook and apply the principles of food science, nutrition and healthy eating. During the course students will be given the opportunity to practise a wide range of skills along with having a greater understanding of nutrition, the science behind food as a material and wider environmental aspects associated with food.

What will I study?

- ▶ Food Preparation Skills
- ▶ Food Nutrition and Health
- ▶ Food Safety
- ▶ Food Science
- ▶ Food Provenance and Food Choice

Students will develop their food preparation skills and will conduct food experiments to develop an understanding of functional and chemical properties of food. They will learn the relationship between diet, nutrition and health, including the effects of poor diet upon health. Students will study the economic, environmental and ethical influences on food availability, production processes, and diet and health choices. They will understand the microbiological food safety considerations when preparing, processing, storing, cooking and serving food.

Students will complete practicals that demonstrate effective and safe cooking skills by planning, preparing and cooking using a variety of food commodities, cooking techniques and equipment. Students will understand and explore a range of ingredients and processes from different culinary traditions, to inspire new ideas or modify existing recipes.



Assessment and Qualifications

Assessments take place throughout Year 11 and work that students complete in lessons counts towards their final grade.

Students will complete 3 assessments:

NEA Task 1 – Food Science Investigation = 15% of GCSE

Through practical experimentation, students will investigate and evaluate to show an understanding of the working characteristics, functional and chemical properties of ingredients and use the findings of that investigation to achieve a particular result with respect to the preparation and cooking of food.

A written report (1500-2000 words) will need to be produced to show findings.

NEA Task 2 – Food Preparation Assessment = 35% of GCSE

Prepare, cook and present three dishes within 3 hours

A written portfolio (12-15 A4 pages) is produced to support the practical exam - Students will be required to research the given task and justify their choice of dishes (in terms of cost, food provenance, nutritional content and skills/techniques).

Students will then carry out sensory analysis and evaluate their outcomes.

Written Examination (1 hour exam) = 50% of GCSE

Other Useful Information

- ▶ Students need to be highly motivated and enthusiastic
- ▶ Students must have reasonably good English skills as there is a considerable amount of theory and written work involved in this course.
- ▶ Students should have an interest in science (as there is a key emphasis on food science and nutrition)
- ▶ Students need to be prepared to complete 1 and a half hours of Independent Learning each week.
- ▶ Students will need to be well organised and prepared to supply their own ingredients for practical work when required.
- ▶ Practicals will cost approximately £5-12 per fortnight.



More information can be obtained from

Ms L Martin ✉ lmartin@alns.co.uk



Careers that could follow on from Food and Nutrition include:
Hospitality and Catering, Food & Beverage Managers, Chefs, Food Retailing, Dietitians,
Nutritionists, Food Stylists, Personal Trainers & Food Writers/Journalists.



CNAT Sports Studies

The majority of students who choose sport as an option will be doing the CNAT Sports Studies. Some students may be offered a switch to the GCSE PE, as this course may be better suited to them.

What is CNAT Sports Studies about?

The award gives learners the opportunity to develop independence and confidence in using skills that are relevant to the Exercise, Physical Activity, Sport and Health sector and more widely.

The main focus is on three areas, which cover the following:

- ▶ **Sport and the Media**
- ▶ **Performance and Leadership in Sports Activities**
- ▶ **Contemporary Issues in Sport**

This award gives learners a broader and more holistic understanding of the sports sector. The award provides an ideal grounding for progression to post-16 academic learning, and the skills learned in the first award remain relevant as a grounding for learners taking the academic route, but also support those learners who want to progress to technical study.



How will I be assessed?

The qualification has three components that focus on the assessment of knowledge, skills and practices. These are all essential to developing a basis for progression and therefore learners need to demonstrate attainment across all components in order to achieve the qualification.

The three components that will be assessed are:

- ▶ **Sport and the Media - (Coursework, externally verified)**
- ▶ **Performance and Leadership in Sports Activities - (Coursework, externally verified)**
- ▶ **Contemporary Issues in Sport - (Externally assessed exam - 1hr 15minutes)**

Students will be expected to commit to helping lead extra-curricular activities and Inter-House competitions as part of their qualification.



What could they do next with CNAT Sports Studies?

The number of sport-related jobs in the UK is estimated at over 400,000. The sports sector also has a large number of sport-related volunteers throughout the UK. The CNAT sport studies qualification would lead onto further study either through A-level or additional higher level BTEC/CNAT qualifications in sport.

Will I enjoy this course?

This award complements the theoretical and performance content offered in GCSE PE to give learners a broader and more holistic understanding of the sports sector. The skills learned in this award remain relevant as a grounding for learners taking the academic route, but also support those learners who want to progress to technical study. Therefore, an open mind and a willingness to complete work outside of the classroom will ensure that students enjoy the course. As with every subject, there is a large amount of written work which is often overlooked so students must realise this is not simply a practical course.

What other skills might I develop?

The role of the sports leader is to provide sports activity sessions for people to take part in. The main aims of sports activity sessions are for the participants to enjoy taking part and to help them to improve their performance. Working as a sports leader requires knowledge of sport activities in team sports and individual sports as well as an understanding of leadership styles, roles and responsibilities.

Students will develop their time management and organisational skills by meeting very strict coursework deadlines and bringing the correct PE kit to all lessons.



More information can be obtained from

Miss Cooper ✉ scooper@alns.co.uk

CNAT Child Development

What is CNAT Child Development about?

The award gives learners the opportunity to understand and apply the fundamental principles and concepts of Child Development to include health and well-being, creating a safe environment, the nutritional needs of children from birth to five years, and the development of children from one to five years.

The main focus is on three areas, which cover the following:

- ▶ Create a safe environment and understand of the nutritional needs of children from birth to five years
- ▶ Understand the development of a child from one to five years
- ▶ Health and well-being for child development

The Level 1/Level 2 Cambridge National in Child Development is aimed to develop students knowledge, understanding and practical skills that would be used in the Childcare sector.

How will I be assessed?

This course will help you to develop independence and confidence in using skills that would be relevant to the Childcare sector. All lessons are theory-based lessons in a classroom.

The three components that will be assessed are:

- ▶ **Create a safe environment and understand of the nutritional needs of children from birth to five years - (Coursework, externally verified)**
- ▶ **Understand the development of a child from one to five years - (Coursework, externally verified)**
- ▶ **Health and well-being for child development - (externally assessed exam – 1hr 15 minutes)**

What other skills might I develop?

Topics also include:

- ▶ Pre-conception health and reproduction
- ▶ Antenatal care and preparation for birth
- ▶ Postnatal checks, postnatal care and the conditions for development
- ▶ Childhood illnesses and a child safe environment
- ▶ Creating a safe environment in a childcare setting
- ▶ Choosing suitable equipment for a childcare setting
- ▶ Nutritional needs of children from birth to five years



What could they do next with CNAT Child Development?

There are various technical awards in childcare and child development that are available at college and university, as well as apprenticeships and A-Level routeways.




More information can be obtained from
Miss Cooper ✉ scooper@alns.co.uk

Physical Education GCSE

What is GCSE Physical Education about?

This GCSE course encourages students to follow a broad course of study that is aimed at developing awareness and appreciation of their own and others culture in relation to Physical Education. Students will become increasingly physically competent by being actively engaged in a range of physical activities. Students are to be practically involved in their own development and maintenance of physical activity throughout and will be assessed in 3 different practical areas. It is imperative that your child has a range of skills that can be adapted and challenged throughout for success and enjoyment at this level. Likewise, an eagerness to learn about the body and physical health must accompany their passion for sport.



How will I be assessed?

Your students will be externally assessed in two final written examinations worth 60% of their overall grade. This will be completed at the end of the course. There will be a range of multiple-choice, short answer and longer answer questions covering 12 different areas, which include:

- ▶ **Healthy and active lifestyles and how they could benefit you**
- ▶ **How exercise is so important to our health**
- ▶ **Fitness and physical activity can lead to healthy and active lifestyle regarding your personal health and wellbeing**

In addition to the above, they will be examined on the 4 different body systems – **cardiovascular, respiratory, muscular and skeletal in conjunction with a healthy mind and body.**

Practical activities account for the remaining 30% of the overall grade. In practical activities your child will be continually assessed throughout the course, they must be very competent in a range of sports in order to score highly.

The remaining 10% of the course is through coursework, where you design your own training programme.

Will I enjoy this course?

Students will need to show a commitment to their learning of the theory aspect of the course which is similar to topics covered in GCSE Science. They will also have to be able to demonstrate key techniques used in English in relation to justifying and analysing their answers in full.

They will be involved in the practical development of their physical skills and must be prepared to participate, perform and evaluate their performance in a range of sports – not just their preferred activities. Therefore, an open mind and a willingness to complete work outside of the classroom will ensure that students enjoy the course.

As with every subject, there is a large amount of written work which is often overlooked.

What other skills might I develop?

GCSE PE will allow them to develop a wide range of personal skills through their involvement in physical activity. At the same time the need to analyse performance may involve using ICT as a basis for studying and reviewing different performances.

Students will develop their time management and organisational skills by meeting deadlines and bringing the correct PE kit to all lessons.



What could they do next with GCSE PE?

The world of sport and possible options post GCSE PE are huge. This course will certainly put your child at an advantage if they wish to take A-level PE or venture down the BTEC/coaching route ways that are offered post ALNS.



More information can be obtained from
Miss Cooper ✉ scooper@alns.co.uk

BTEC Tech Award - Music

Why choose BTEC Tech Award in Music?

The Tech Award in Music gives learners the opportunity to apply knowledge and skills in a practical way through exploration and development of techniques and styles. The main focus is on four areas of equal importance:

- ▶ Development of key skills that prove learners' aptitude in music, such as responding to a musical brief using musical skills and techniques
- ▶ Processes that underpin effective ways of working in the music industry, such as the development of musical ideas, and using skills and techniques for rehearsal, creation, production and performance to respond to a music brief
- ▶ Attitudes that are considered important in the music industry, including personal management and communication
- ▶ Knowledge that underpins effective use of skills, processes and attitudes in the sector, such as musical skills and styles

How does the course work?

The course is made up of three components that the learners are required to complete and achieve:

Component 1 - Exploring Music Products and Styles - Internal

The learners will develop their understanding of different types of music products and the technique used to create them. Learners will practically explore the key features of different styles of music and music theory. Leading to learners applying their knowledge and understanding to develop their own creative work.

Component 2 - Music Skills Development - Internal

Learners will have the opportunity to develop two musical disciplines through engagement in practical tasks, whilst documenting their progress and planning further improvement. This includes participation in workshops and classes. Throughout the learners will review their own progress and consider how to make improvements.

Component 3 - Responding to a Music Brief - External

Learners will explore a brief and investigate possible responses and ideas to meet the brief. Learners will use relevant resources, skills and techniques to develop and refine music material before presenting a final response. Learners will develop and present an original creation based on a piece from a given list and a style from a course of four. Learner will then perform this to an audience. Learners will also consider how their skills and interests make them suitable for the specific music sector opportunity. Learners are required to comment on the creative process and outcome in response to the given brief. Learners will explore how musicians share their work and collaborate with others - learners will develop skills in how to use blogs, YouTube and a range of other platforms.

This course will help you to become more confident, develop your communication skills as well as provide real insight into the Music Industry. It is a course that can lead you to further education and set you up with a variety of transferable skills.



More information can be obtained from Mr Waldren or Mr Ward

✉ dwaldren@alns.co.uk bward@alns.co.uk

BTEC Tech Award - Dance

The new BTEC Tech Award in Performing Arts Dance will give learners the opportunity to develop knowledge and technical skills in the following areas:

- ▶ Development of key skills such as reproducing repertoire and responding to stimuli
- ▶ Processes that underpin effective ways of working in the dance industry, such as development of ideas, rehearsal and performance
- ▶ Attitudes that are considered most important in the performing arts, including personal management and communication
- ▶ Knowledge that underpins effective use of skills, processes and attitudes in the sector, such as roles, responsibilities, performance disciplines and styles

The Tech Award aims to broaden experience and skills participation in a variety of performance activities, with the opportunity to practically and theoretically apply knowledge and skills through project work, such as developing ideas and performing for audiences.



The course is made up of three components that the learners are required to complete and achieve:

Component 1: Exploring the Performing Arts - Internally assessed

Learners will develop their understanding of the performing arts by examining a range of professional works and the processes used to create the performance.

They will complete a range of written and practical tasks to develop an understanding of how the professional work is created and responding to a brief set by the exam board.

Component 2: Developing Skills and Techniques in the Performing Arts - Internally assessed

Learners will develop their performance skills and techniques through the reproduction of professional repertoire. Learners will take part in workshops and classes where they will develop technical, practical and interpretative skills.

Learners will also review their own progress and consider how to make improvements in a written logbook and evaluation.

Component 3: Responding to a Brief - Externally assessed

Learners will work in groups and are required to respond to a brief. Learners will apply their skills and techniques creatively to a workshop performance for a selected audience.

Learners will capture their ideas on planning, development and effectiveness of the professional process in a written log and an evaluation report.

With a BTEC Tech Award in Performing Arts, you are able to explore, challenge and realise your potential. During the course, you can see whether the industry is one you want to be in, where you could go, and gain the knowledge and skills you need to succeed in your next steps. After completing the course, you can continue to further vocational and academic study at level 2 and level 3, as well as apprenticeships and traineeships. What's more, the transferable skills you master during the course such as self-reflection, communication, teamwork and problem solving will support your progress in the present and future.



More information can be obtained from

Mrs Spencer ✉ jspencer@alns.co.uk

Miss Ryley-Maddock ✉ mryley-maddock@alns.co.uk

BTEC Tech Award - Acting

The new BTEC Tech Award in Performing Arts Acting will give learners the opportunity to develop knowledge and technical skills in the following areas:

- ▶ Development of key skills such as reproducing repertoire and responding to stimuli
- ▶ Processes that underpin effective ways of working in the dance industry, such as development of ideas, rehearsal and performance
- ▶ Attitudes that are considered most important in the performing arts, including personal management and communication
- ▶ Knowledge that underpins effective use of skills, processes and attitudes in the sector, such as roles, responsibilities, performance disciplines and styles

The Tech Award aims to broaden experience and skills participation in a variety of performance activities, with the opportunity to practically and theoretically apply knowledge and skills through project work, such as developing ideas and performing for audiences.

How does the course work?

The course is made up of three components that the learners are required to complete and achieve:

Component 1: Exploring the Performing Arts - Internally assessed

Learners will develop their understanding of the performing arts by examining a range of professional works and the processes used to create the performance. They will complete a range of written and practical tasks to develop an understanding of how the professional work is created and respond to a brief set by the exam board.

Component 2: Developing Skills and Techniques in the Performing Arts - Internally assessed

Learners will develop their performance skills and techniques through the reproduction of professional repertoire. Learners will take part in workshops and classes where they will develop technical, practical and interpretative skills. Learners will also review their own progress and consider how to make improvements in a written log and an evaluation.

Component 3: Responding to a Brief - Externally assessed

Learners will work in groups and are required to respond to a brief. Learners will apply their skills and techniques creatively to a workshop performance for a selected audience. Learners will capture their ideas on planning, development and effectiveness of the professional process in a written log and an evaluation report.



With a BTEC Tech Award in Performing Arts Acting, you are able to explore, challenge and realise your potential. During the course, you can see whether the industry is one you want to be in, where you could go, and gain the knowledge and skills you need to succeed in your next steps. After completing the course, you can continue to further vocational and academic study at level 2 and level 3, as well as apprenticeships and traineeships. What's more, the transferable skills you master during the course such as self-reflection, communication, teamwork and problem solving will support your progress in the present and future.



More information can be obtained from
Mrs Spencer ✉ jspencer@alns.co.uk
Mr Fitzgerald ✉ afitzgerald@alns.co.uk

BTEC Creative Media Production

About the Course

Creative Media Production is a course that enables students to study the use of media. It will make extensive use of ICT.

For instance, students will use:

- ▶ Digital video editing equipment to make a small film or television advertisement
- ▶ Photo-editing software and a desktop publisher to produce a poster
- ▶ Web design software to design a website interface
- ▶ Photo-editing software to design graphics and logos

The students would use industry standard software such as Adobe Photoshop for photo editing and Adobe Dreamweaver for web design.

What skills will I develop?

Media Studies not only develops production skills, it requires students to gain knowledge and understanding of the media, its audiences and concepts. It provides them with the ICT skills required in a modern workforce. It provides them with the analytical and interpretation skills required by some employers. It will also support and complement literacy skills required across the curriculum.

The course comprises of 2 units based around media production (60%).

There is an externally assessed module which reflects the 2 units based around creating a media product (40%).

What are the course components?

▶ Component 1: Exploring Media Products

Learners will develop their understanding of how media products create meaning for their audiences, as well as examining existing products and exploring media production techniques.

▶ Component 2: Developing Digital Media Production Skills

Learners will develop and apply skills and techniques in media production processes by creating a media product from one of the following sectors: audio/moving image, print or interactive design.

▶ Component 3: Create a Media Product in Response to a Brief

Learners will apply and develop their planning and production skills and techniques to create a media product in response to a brief.

Why choose a BTEC Tech Award in Creative Media?

This qualification is for learners interested in taking a hands-on course alongside their GCSEs that will offer them an insight into what it is like to work in the Creative Media sector – transecting many exciting and vibrant industries such as film; television; games, web and app development, and publishing – giving students an introduction that keeps all of their options open and allows them to make an informed decision about their future learning and career.

The Tech Award enables learners to develop sector-specific skills and knowledge of the production processes and techniques that underpin them, across a range of media products using a combination of practical exploration, experimentation, and realistic vocational contexts. They will also develop key skills such as investigating and developing ideas through pre-production, production, and post-production, managing their creative projects, documenting progress of skills and work, responding to briefs, presenting work, and reflective practice. In addition, learners develop employability skills such as teamwork, time management and communication.

This qualification takes a fully practical and skills-based approach to learning and assessment, with no written exam. All components, including the externally assessed synoptic component, are assessed through engaging, open, and flexible set tasks, designed to stimulate creative ideas without restricting the type or direction of learner response.



? Why study Media?

Media is now one of the largest areas of employment in the UK. The development of digital TV and print, together with the internet, offers exciting prospects for future employment and recreation.

Traditional media such as newspapers, magazines, films and popular music are expanding and changing in the light of the increased accessibility offered by computers and other ICT equipment.

Online, digital media are now the most in demand media production skills required by employers.



Digital Information Technology Award

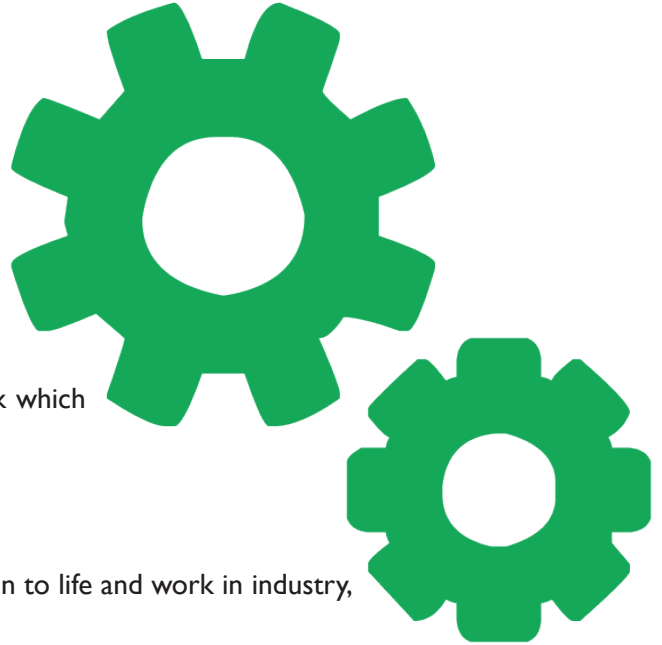
Who is the qualification for?

This qualification is for learners who want to acquire technical knowledge and skills by studying the knowledge, understanding and skills related to:

- ▶ Data Management
- ▶ Data Interpretation
- ▶ Data Presentation
- ▶ Data Protection

What do I need to know, have or be able to do before taking the BTEC Technical Award in Digital Information Technology?

- ▶ An interest or desire to learn about ICT and how it is used in industry
- ▶ A willingness to explore new ideas
- ▶ The ability to work independently
- ▶ A recognition of the importance of the supporting written work which accounts for a large amount of the course



What are the benefits of taking this course?

As the Digital Information Technology Tech Award is an introduction to life and work in industry, our students will be able to explore the sector while:

- ▶ Exploring the role IT plays in business and the world around us
- ▶ Developing key technical skills to meet specific user needs
- ▶ Putting what they've learned into practice

How does the course work?

The course is made up of three components; two that are internally assessed and one that's externally assessed.

Component 1: Exploring User Interface Design Principles and Project Planning Techniques

- ▶ Internally assessed assignment(s)
- ▶ 30% of the total course

Component 2: Collecting, Presenting and Interpreting Data

- ▶ Internally assessed assignment(s)
- ▶ 30% of the total course

Component 3: Effective Digital Working Practices

- ▶ Externally assessed assignment(s)
- ▶ 40% of the total course



More information can be obtained from:

Mr Sharp ✉ jsharp@alns.co.uk

Computer Science GCSE

To take **Computer Science** as an option, we would strongly recommend that students will need to be on target to achieve at least a **Grade 6** in their Maths.

What do I need to know or be able to do before taking the Computer Science option?

- ▶ An interest or desire to learn about key computing concepts and programming
- ▶ A willingness to explore new ideas
- ▶ The ability to work independently
- ▶ Students need to be hardworking, motivated and organised

What are the benefits of taking this course?

- ▶ Prepares students for learning, working and living in an increasingly digital world
- ▶ Develops creativity, logical thinking, independent learning and self-evaluation
- ▶ Gives students a chance to build small, useful programmes
- ▶ Teaches computing which is of enormous importance to the economy and focuses on computer technologies that are relevant in the modern world
- ▶ Gives a thorough grounding in computing, creating opportunities for students to move on to A levels, vocational courses, industry recognised IT qualifications and employment
- ▶ Supports progress in other areas such as Technology, Science, Engineering and the creative industries
- ▶ Teaches students how to think computationally



Details of the Course

Component 1: Computer Systems - Exam

- ▶ Systems Architecture
- ▶ Memory and Storage
- ▶ Computer Networks, Connections and Network Security Protocols
- ▶ Systems Software
- ▶ Ethical, Legal, Cultural and Environmental Impacts of Digital Technology



Time: 90 minutes
50% of the total GCSE

Component 2: Computational Thinking, Algorithms and Programming - Exam

- ▶ Algorithms
- ▶ Programming Fundamental
- ▶ Producing Robust Programs
- ▶ Boolean Logic
- ▶ Programming Languages and Integrated Development Environments



Time: 90 minutes
50% of the total GCSE



More information can be obtained from:
Miss Driscoll ✉ LDriscoll@alns.co.uk

